

East Side Union High School District Day 1

**Sylvia F. Diehl, Ph.D., CCC-SLP
University of South Florida (retired)
sdiehl@usf.edu**


Visual Supports

Visual Supports

- **Supports the understanding and expression of verbal language**
 - **Gives hints about word meanings**
 - **Helps with focus**
 - **Helps with organization**
 - **Permanent so gives time to think about it**
 - **Helps behavior**
 - **Help child appreciate the importance of written language**

Visual Supports Continuum (Mirenda, 2015)

- **Objects**
- **Partial/miniature objects**
- **Real photographs**
- **Line Drawings**
- **Orthography**
 - **Remember there are always exceptions**



Types of Visual Supports

Visual Choices

Choices

- **Promotes active participation**
- **Empowers individuals to recognize that they can have control over the environment**
- **Supports positive behaviors**
- **Available in most naturally occurring situations**

Clothing Choices



Toy Choices



Song Choices



WHEELS ON THE BUS



ITSY BITSY SPIDER



TWINKLE TWINKLE LITTLE STAR



ABC SONG




RING AROUND THE ROSIES



I LOVE YOU, YOU LOVE ME

Choices for writing



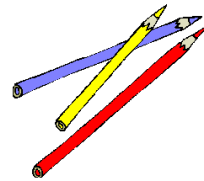
pencil



crayon



marker



colored pencil

Choices when done with work

1. Color on blank paper using crayons in my box.
2. Choose a book from the blue shelf and read it on the bean bag.
3. Listen to a book using the head phones at the listening center
4. Ask teacher if she needs any help. It's okay if she says "no." I can choose something else.

Visual Schedules

First/Then Photo Schedule

First



Wash hands

Then



Snack

Visual Object Schedule

Wash



Breakfast



Music



Walk




Use real objects

Visual Photo Schedule



1. Breakfast



2. Walk



3. Listen to music



4. Fill juice machine



5. Math

Visual Schedule with Line Drawings

Today's Schedule

 art	 science	1		
 music group	 lunch	2		
 break	 English	3		
 geography	 gym	4		
 swimming	 multimedia class	5		


Start over


Clear checks


Review

Daily Schedule Written Word

Jordan's Schedule

1. Reading

2. Spelling

3. Math



4. Specials: MUSIC

5. Lunch

6. Science

7. Social Studies

ASSEMBLY ABOUT

WALKATHON

**1. Use interest
pictures if not
distracting to
student**

**2. Encourage self-
management**



**3. Teach how to
handle change**

**4. Encourage
flexibility**

Within Activity Schedules

Within Activity Schedule

1. This book was used in conjunction with the real toy.
2. The front of the book had removable Velcro body parts. Each page had a different body part missing.
3. Pairing this with the real toy soon helped him play with the toy longer and in more appropriate ways.






1. Turn on water.



2. Wet hands.



3. Get soap.



4. Rinse hands.



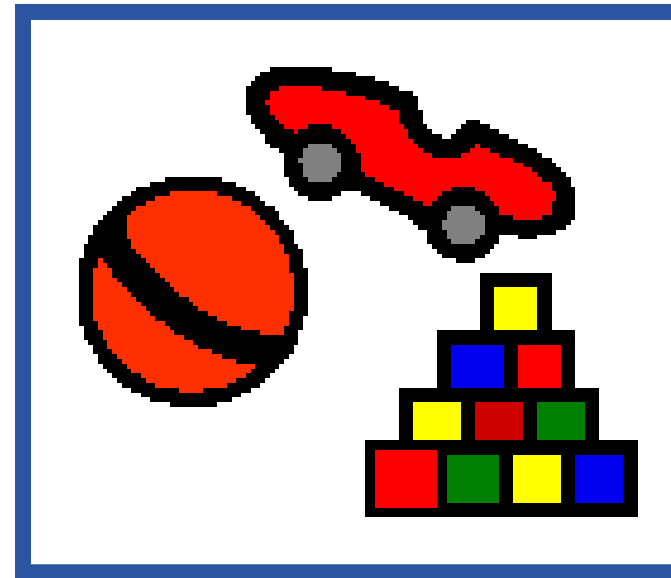
5. Turn off water.



6. Dry hands.








7. Throw away towel.




8. Go play.

Within Schedule with Line Drawings

1		Get paper
2		Get pencil
3		Write name
4	$2+3=5$ $3-1=2$	Do math.
5		Put math away.
6		Get Sara's box

Within Activity Schedule

Science



1. Turn in homework
2. Get science book
3. Get paper and pencil
4. Listen to teacher for important information
5. Read page 34
6. Work with friends in group
7. Write down homework

1. Color code within activity schedules by subject
2. Include organizational supports
3. Can include classroom rules if needed
4. Can include specific instructions about what to do when work is done or when a break is needed

Activity Turn-Taking Cue



From: Positive Beginnings Supporting Young Children with Challenging Behavior

Explaining concepts

Vocational Skills - Measuring Weight or Volume



Fill Bird Feeder, Using Cut-Out
Measuring Cups as a Counting System



Measure by Weight,
Using Arrows to Highlight Correct
Weight



Measure Flour,
Matching Amounts with
Corresponding Measuring Spoons



Fill Bird Feeder with Scoop,
Moving Left to Right






Record Body Weight,
Using a Digital Scale

From Tasks Galore found at www.tasksgalore.com

Visual Sorting

- Visual sorting tasks help comprehension



Thought cues

